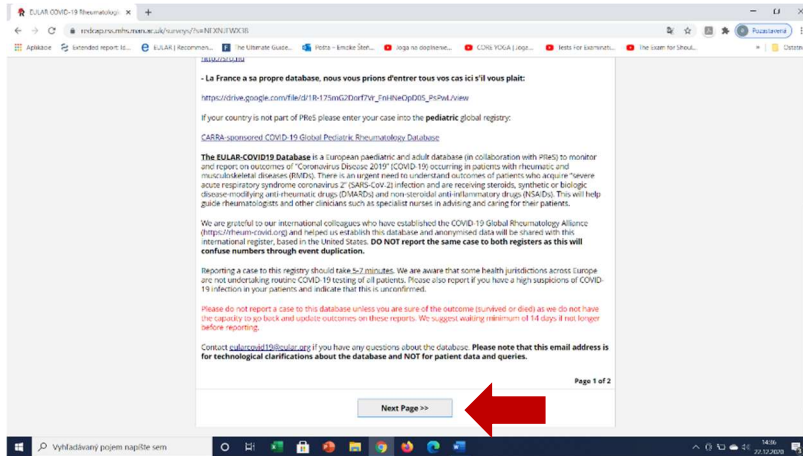


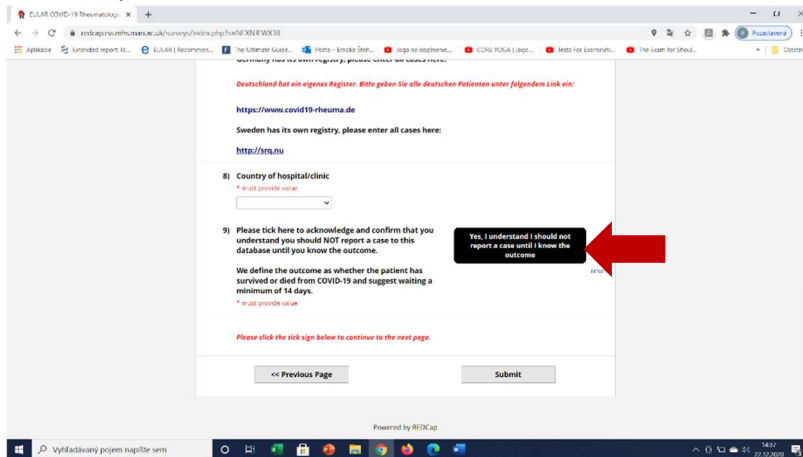
# Postup zadávania informácií o pacienti s reumatologickým zápalovým ochorením a prekonaným COVID-19 do databázy EULAR

Link: <https://www.redcap.rss.mhs.man.ac.uk/surveys/?s=NEXNJFWX38>

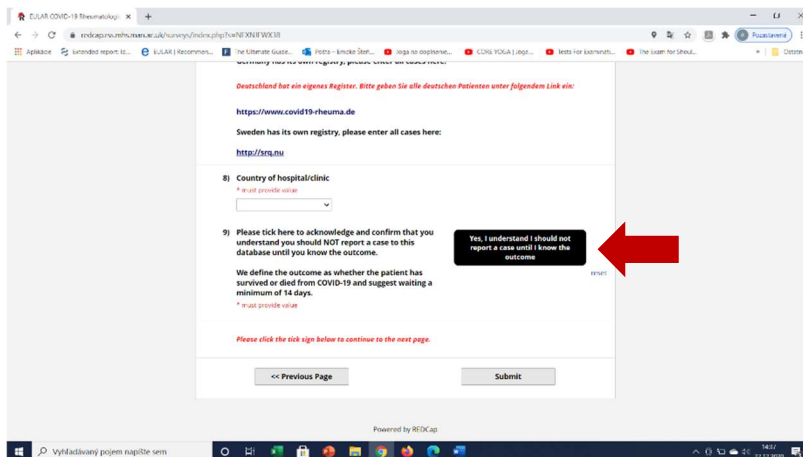
## 1. Zrolovať dole a kliknúť na „NEXT PAGE“



## 2. Vpravo kliknúť na „Yes, I understand...“



## 3. Kliknúť dole na „SUBMIT“



#### 4. Vyplniť dotazník

The screenshot shows a web browser window with the URL <https://www.redcap.rheumatology.manch.ac.uk/surveys/r1a-dg16c381403/>. The page title is "Covidrheum". The main heading is "Please complete the survey below. Thank you!". Below this is a blue box containing "Rheum COVID-19 Patient Information (part 1)" and "Unique Patient Identifier: 4613". A red note below the box says "Please do not enter any patient identifiable information in this form". The form contains two sections: "Patient age" with a text input field and "Patient sex at birth" with three radio button options: "Female", "Male", and "Other or not known". A "reset" button is located at the bottom right of the form. Below the form is a section titled "COVID-19 Information" with a sub-heading "COVID-19 Diagnosis Date: Day" and a text input field.

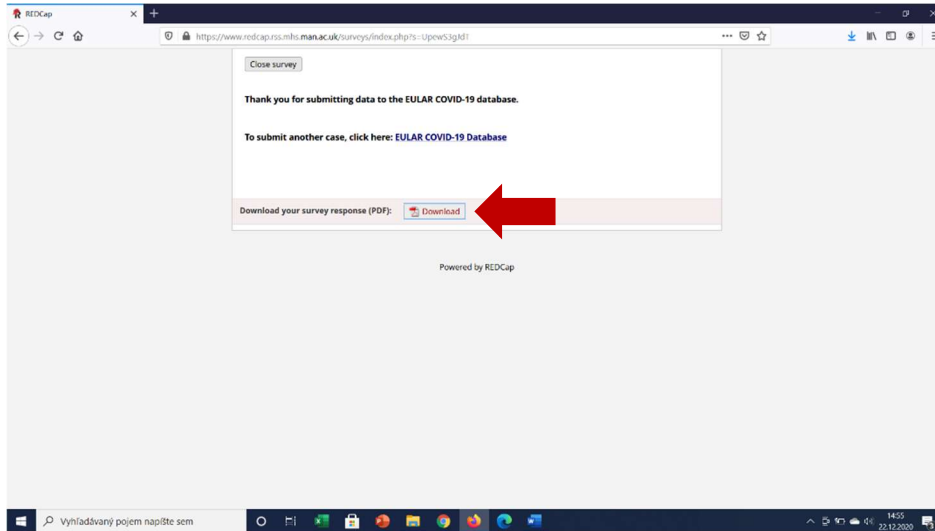
#### 5. Kliknúť na „SUBMIT“

The screenshot shows the "Follow-up/Notes" section of the survey. It contains three text input fields. The first field is for sharing lessons or other aspects of the case, with a red note: "Please do not write any patient identifiable information in this box." The second field is for comments or feedback on the survey itself. Below the fields is a link to the privacy notice: "Information on how your personal data are processed is within this privacy notice: [Rheum COVID-19 Privacy Notice.pdf](#) (33 KB)". At the bottom of the section is a "Submit" button, which is highlighted with a red arrow pointing to it from the right.

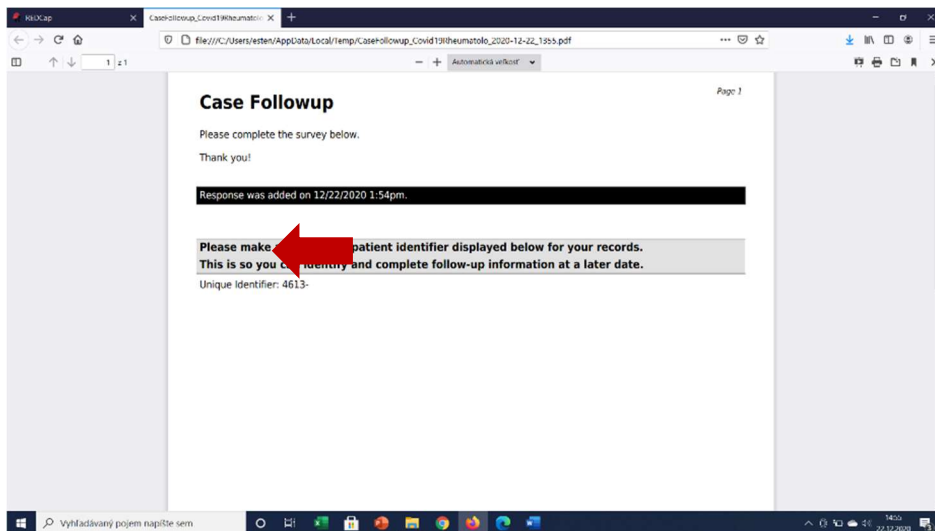
#### 6. Kliknúť na „SUBMIT“

The screenshot shows the "Case Followup" section of the survey. It contains a blue box with the text: "Please make a note of the patient identifier displayed below for your records. This is so you can identify and complete follow-up information at a later date." Below the box is the text "Unique Identifier: 4613-". At the bottom of the section is a "Submit" button, which is highlighted with a red arrow pointing to it from the right.

## 7. Kliknúť na „Download“



## 8. Vytlačiť PDF formát, označiť menom a založiť do zdravotnej dokumentácie. Identifikačné číslo pacienta označené šípkou



Spracovala: Doc. MUDr. Emóke Šteňová, PhD.